

Not Available in New York or Maryland. If you are a resident of one of these states, do not proceed, please contact Wellnicity.

STEP 1: VERIFY TEST KIT CONTENTS

Lay out kit contents & Fill out the 'Requisition & Consent Form'.



Requisition & Consent Form



Urine Collection Cup



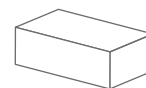
Urine Monovette with label



Plastic straw attachment



Shipping Tube



Test Kit Box

STEP 2: REGISTER YOUR TEST KIT

- ▶ Go to Wellnicity.com and click on **REGISTER TEST KIT** (top right hand corner of the screen)
- ▶ Complete your Health Profile
- ▶ Make sure to fill out the information on your requisition form and the label on the urine monovette

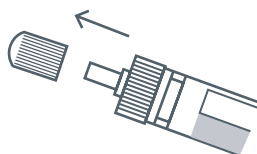
STEP 3: SAMPLE COLLECTION

1.



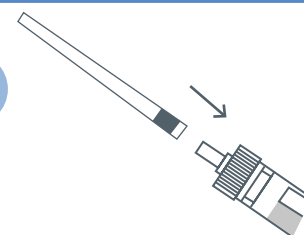
Use the urine collection cup to collect your **first morning urine**. Fill cup to 3/4 full.

2.



Take the green cap/stopper off the neck of the Urine Monovette.

3.

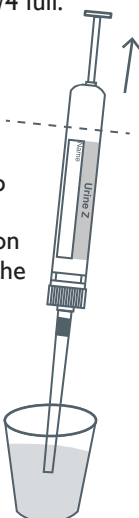


Then put the plastic straw firmly on the neck of the Urine Monovette, where the cap was removed.

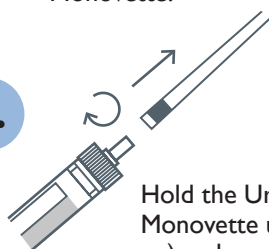
4.

Insert the straw tip into the collection cup and pull back on the plunger to fill the Urine Monovette.

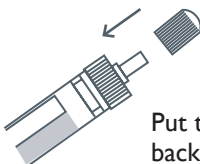
Make sure to fill the Urine Monovette up to the line indicated on the vial.



5.



Hold the Urine Monovette upright (tip up) and remove the plastic straw from the neck and discard.

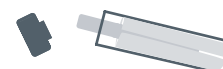


Put the green cap/stopper back on to seal.

6.



Remove the plunger from the other end and discard. **Shake the monovette for 10 seconds.** Then place in the shipping tube.



SAMPLES MUST BE SHIPPED WITHIN 24 HOURS OF COLLECTION. See reverse side for shipping instructions.

STEP 4: SHIPPING INSTRUCTIONS

RETURNING YOUR SAMPLE

- ▶ Make sure your 'Requisition & Consent Form' is completed and you have registered your test kit online.
- ▶ Place the 'Requisition & Consent Form' and the shipping container with the sample in the test kit box and seal.
- ▶ Place the test kit box containing sample inside the pre-labeled FedEx return bag (included at the bottom of your test kit package).
- ▶ Once sealed, record or take a picture of the shipping label located on your FedEx return bag to track your sample journey.
- ▶ Deliver sealed sample return bag to a FedEx shipping location. Transit to the laboratory takes approximately 2 business days.



Ship samples within 24 hours of collection.

NEXT STEPS

- ▶ Upon receipt, the lab will begin processing your sample. A completed 'Requisition & Consent Form' is required and must accompany your sample.
- ▶ Your results will be reviewed by a Wellnicity clinician and securely transmitted to your online account.
- ▶ You will receive an email when your test results are ready, approximately 5-7 business days following the receipt of your sample.